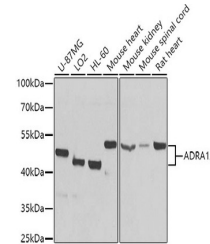


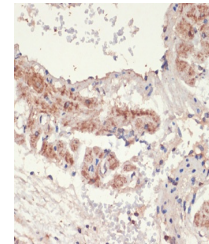
Product Datasheet

ADRA1A Antibody (orb1259827)

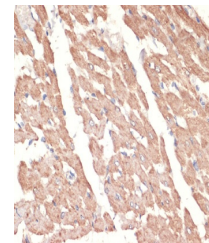
Description	ADRA1A Antibody
Species/Host	Rabbit
Reactivity	Human, Mouse, Rat
Conjugation	Unconjugated
Tested Applications	IHC, WB
Immunogen	Recombinant fusion protein containing a sequence corresponding to amino acids 346-475 of human ADRA1A (NP_150646.3).
Target	ADRA1A
Preservatives	Liquid
Form/Appearance	Liquid
Concentration	batch dependent
Storage	Store at -20°C. Avoid freeze / thaw cycles.
Note	For research use only
Application notes	WB: 1:500 - 1:2000 IHC: 1:50 - 1:100
Isotype	IgG
Clonality	Polyclonal
MW	Observed: 51kDa
Uniprot ID	P35348
Dilution Range	WB: 1:500 - 1:2000 IHC: 1:50 - 1:100
Expiration Date	12 months from date of receipt.



Western blot analysis of extracts of var...



Immunohistochemistry of paraffin-embedde...



Immunohistochemistry of paraffin-embedde...