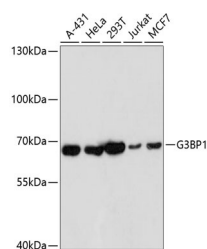


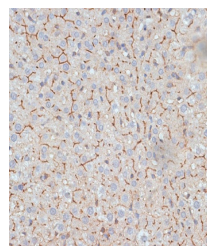
Product Datasheet

G3BP1 Antibody (orb1259766)

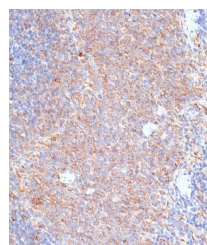
Description	G3BP1 Antibody
Species/Host	Rabbit
Reactivity	Human, Mouse, Rat
Conjugation	Unconjugated
Tested Applications	IF, IHC, WB
Immunogen	Recombinant fusion protein containing a sequence corresponding to amino acids 131-330 of human G3BP1 (NP_938405.1).
Target	G3BP1
Preservatives	Liquid
Form/Appearance	Liquid
Concentration	batch dependent
Storage	Store at -20°C. Avoid freeze / thaw cycles.
Note	For research use only
Application notes	WB: 1:500 - 1:2000 IHC: 1:50 - 1:100 IF: 1:50 - 1:100
Isotype	IgG
Clonality	Polyclonal
MW	Observed: 68kDa
Uniprot ID	Q13283
Dilution Range	WB: 1:500 - 1:2000 IHC: 1:50 - 1:100 IF: 1:50 - 1:100
Expiration Date	12 months from date of receipt.



Western blot analysis of extracts of var...



Immunohistochemistry of paraffin-embedde...



Immunohistochemistry of paraffin-embedde...