

Product Datasheet

PRMT5 Antibody (orb1259624)

Description	PRMT5 Antibody
Species/Host	Rabbit
Reactivity	Human, Monkey, Mouse, Rat
Conjugation	Unconjugated
Tested Applications	IF, IHC, WB
Immunogen	A synthetic peptide corresponding to a sequence within amino acids 40-140 of human PRMT5 (NP_006100.2).
Target	PRMT5
Preservatives	Liquid
Form/Appearance	Liquid
Concentration	batch dependent
Storage	Maintain refrigerated at 2-8°C for up to 2 weeks. For long term storage store at -20°C in small aliquots to prevent freeze-thaw cycles.
Note	For research use only
Application notes	WB: 1:500 - 1:2000IHC: 1:50 - 1:100IF: 1:50 - 1:200
Isotype	IgG
Clonality	Polyclonal
Antibody Type	Primary Antibody
MW	Observed: 70kDa
Uniprot ID	O14744

Biorbyt Ltd.

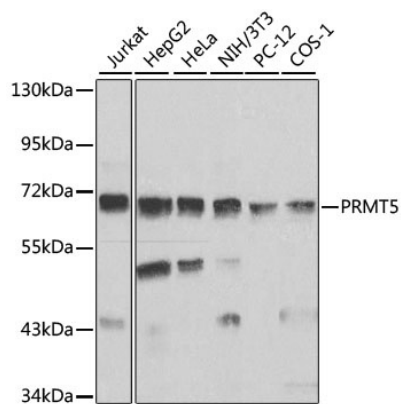
7 Signet Court, Swann's Road,
Cambridge, CB5 8LA, United Kingdom
Email: info@biorbyt.com, support@biorbyt.com
Phone: [+44 \(0\) 1223 859-353](tel:+44(0)1223859353) | Fax: [+1 \(415\) 651-8558](tel:+1(415)6518558)

Biorbyt LLC.

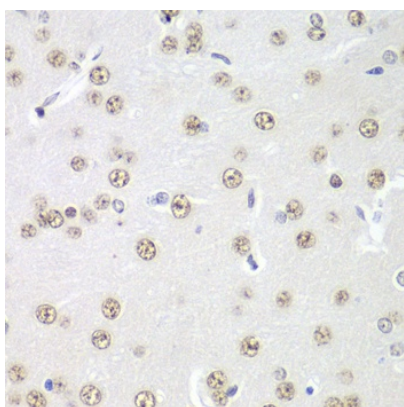
68 TW Alexander Drive,
Durham, NC, 27713, United States
Email: info@biorbyt.com, support@biorbyt.com
Phone: [+1 \(415\) 906-5211](tel:+1(415)9065211) | Fax: [+1 \(415\) 651-8558](tel:+1(415)6518558)

Expiration Date

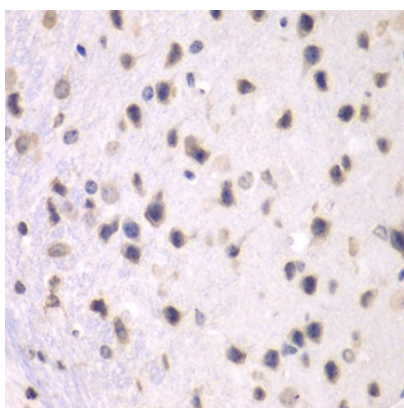
12 months from date of receipt.



Western blot analysis of extracts of various cell lines, using PRMT5 antibody (orb1259624) at 1:1000 dilution. Secondary antibody: HRP Goat Anti-Rabbit IgG (H+L) at 1:10000 dilution. Lysates/proteins: 25 ug per lane. Blocking buffer: 3% nonfat dry milk in TBST. Detection: ECL Basic Kit.



Immunohistochemistry of paraffin-embedded rat brain using PRMT5 antibody (orb1259624) at dilution of 1:100 (40x lens).



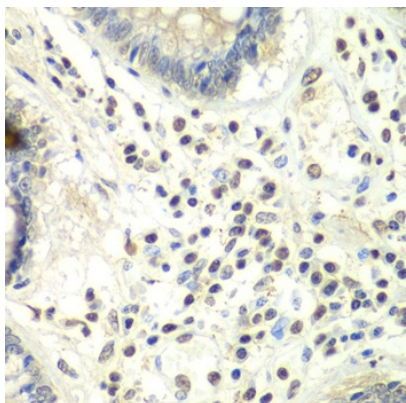
Immunohistochemistry of paraffin-embedded mouse brain using PRMT5 antibody (orb1259624) at dilution of 1:100 (40x lens).

Biorbyt Ltd.

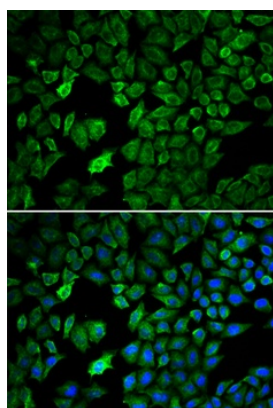
7 Signet Court, Swann's Road,
Cambridge, CB5 8LA, United Kingdom
Email: info@biorbyt.com, support@biorbyt.com
Phone: [+44 \(0\) 1223 859-353](tel:+44(0)1223859353) | Fax: [+1 \(415\) 651-8558](tel:+1(415)6518558)

Biorbyt LLC.

68 TW Alexander Drive,
Durham, NC, 27713, United States
Email: info@biorbyt.com, support@biorbyt.com
Phone: [+1 \(415\) 906-5211](tel:+1(415)9065211) | Fax: [+1 \(415\) 651-8558](tel:+1(415)6518558)



Immunohistochemistry of paraffin-embedded human colon using PRMT5 antibody (orb1259624) at dilution of 1:100 (40x lens).



Immunofluorescence analysis of U2OS cells using PRMT5 antibody (orb1259624). Blue: DAPI for nuclear staining.

Biorbyt Ltd.

7 Signet Court, Swann's Road,
Cambridge, CB5 8LA, United Kingdom
Email: info@biorbyt.com, support@biorbyt.com
Phone: [+44 \(0\) 1223 859-353](tel:+44(0)1223859353) | Fax: [+1 \(415\) 651-8558](tel:+1(415)6518558)

Biorbyt LLC.

68 TW Alexander Drive,
Durham, NC, 27713, United States
Email: info@biorbyt.com, support@biorbyt.com
Phone: [+1 \(415\) 906-5211](tel:+1(415)9065211) | Fax: [+1 \(415\) 651-8558](tel:+1(415)6518558)