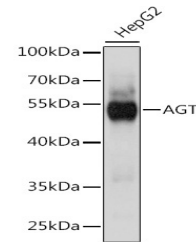


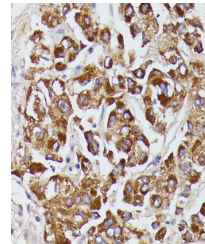
Product Datasheet

AGT Antibody (orb1259411)

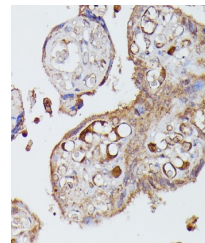
Description	AGT Antibody
Species/Host	Rabbit
Reactivity	Human, Mouse, Rat
Conjugation	Unconjugated
Tested Applications	IF, IHC, WB
Immunogen	Recombinant fusion protein containing a sequence corresponding to amino acids 35-285 of human AGT (NP_000020.1).
Target	AGT
Preservatives	Liquid
Form/Appearance	Liquid
Concentration	batch dependent
Storage	Store at -20°C. Avoid freeze / thaw cycles.
Note	For research use only
Application notes	WB: 1:500 - 1:2000 IHC: 1:50 - 1:100 IF: 1:50 - 1:100
Isotype	IgG
Clonality	Polyclonal
MW	Observed: 53kDa
Uniprot ID	P01019
Dilution Range	WB: 1:500 - 1:2000 IHC: 1:50 - 1:100 IF: 1:50 - 1:100
Expiration Date	12 months from date of receipt.



Western blot analysis of extracts of Hep...



Immunohistochemistry of paraffin-embedde...



Immunohistochemistry of paraffin-embedde...