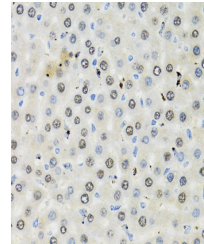


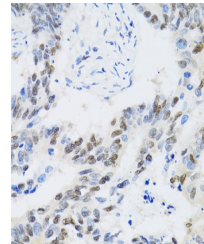
Product Datasheet

CDK6 Antibody (orb1259042)

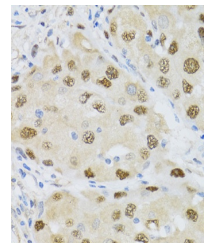
Description	CDK6 Antibody
Species/Host	Rabbit
Reactivity	Human, Mouse, Rat
Conjugation	Unconjugated
Tested Applications	IF, IHC, WB
Immunogen	Recombinant fusion protein containing a sequence corresponding to amino acids 1-326 of human CDK6 (NP_001250.1).
Target	CDK6
Preservatives	Liquid
Form/Appearance	Liquid
Concentration	batch dependent
Storage	Store at -20˚°C. Avoid freeze / thaw cycles.
Note	For research use only
Application notes	WB: 1:500 - 1:2000IHC: 1:50 - 1:200IF: 1:50 - 1:200
Isotype	IgG
Clonality	Polyclonal
Uniprot ID	Q00534
Dilution Range	WB: 1:500 - 1:2000IHC: 1:50 - 1:200IF: 1:50 - 1:200
Expiration Date	12 months from date of receipt.



Immunohistochemistry of paraffin-embedde...



Immunohistochemistry of paraffin-embedde...



Immunohistochemistry of paraffin-embedde...