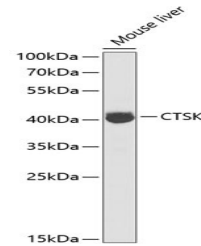


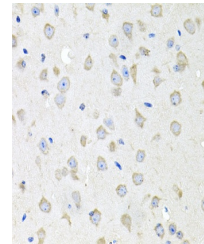
Product Datasheet

CTSK Antibody (orb1258536)

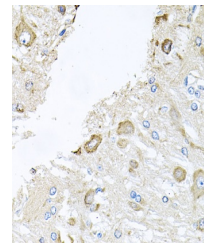
Description	CTSK Antibody
Species/Host	Rabbit
Reactivity	Duck, Mouse, Rat
Conjugation	Unconjugated
Tested Applications	IHC, WB
Immunogen	Recombinant fusion protein containing a sequence corresponding to amino acids 115-329 of human CTSK (NP_000387.1).
Target	CTSK
Preservatives	Liquid
Form/Appearance	Liquid
Concentration	batch dependent
Storage	Store at -20˚°C. Avoid freeze / thaw cycles.
Note	For research use only
Application notes	WB: 1:500 - 1:2000IHC: 1:50 - 1:100
Isotype	IgG
Clonality	Polyclonal
MW	Observed: 41kDa
Uniprot ID	P43235
Dilution Range	WB: 1:500 - 1:2000IHC: 1:50 - 1:100
Expiration Date	12 months from date of receipt.



Western blot analysis of extracts of mou...



Immunohistochemistry of paraffin-embedde...



Immunohistochemistry of paraffin-embedde...