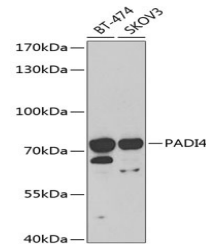


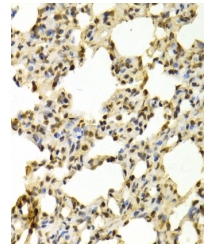
Product Datasheet

PADI4 Antibody (orb1258397)

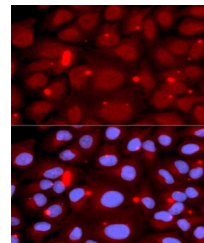
Description	PADI4 Antibody
Species/Host	Rabbit
Reactivity	Human, Mouse, Rat
Conjugation	Unconjugated
Tested Applications	IF, IHC, WB
Immunogen	Recombinant fusion protein containing a sequence corresponding to amino acids 1-250 of human PADI4 (NP_036519.2).
Target	PADI4
Preservatives	PBS with 0.02% sodium azide, 50% glycerol, pH 7.3.
Form/Appearance	Liquid
Concentration	batch dependent
Storage	Store at -20°C. Avoid freeze / thaw cycles.
Note	For research use only
Application notes	WB: 1:500 - 1:2000IHC: 1:50 - 1:200IF: 1:20 - 1:50
Isotype	IgG
Clonality	Polyclonal
MW	Observed: 74kDa
Uniprot ID	Q9UM07
Dilution Range	WB: 1:500 - 1:2000IHC: 1:50 - 1:200IF: 1:20 - 1:50
Expiration Date	12 months from date of receipt.



Western blot analysis of extracts of var...



Immunohistochemistry of paraffin-embedde...



Immunofluorescence analysis of U2OS cell...