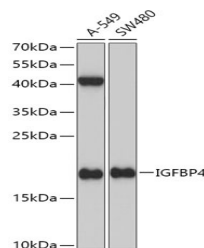


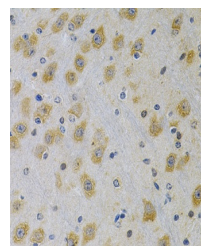
Product Datasheet

IGFBP4 Antibody (orb1258340)

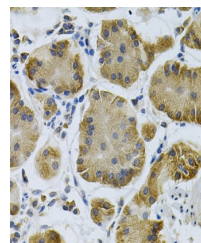
Description	IGFBP4 Antibody
Species/Host	Rabbit
Reactivity	Human, Mouse, Rat
Conjugation	Unconjugated
Tested Applications	IHC, WB
Immunogen	Recombinant fusion protein containing a sequence corresponding to amino acids 22-258 of human IGFBP4 (NP_001543.2).
Target	IGFBP4
Preservatives	Liquid
Form/Appearance	Liquid
Concentration	batch dependent
Storage	Store at -20˚°C. Avoid freeze / thaw cycles.
Note	For research use only
Application notes	WB: 1:500 - 1:2000IHC: 1:50 - 1:100
Isotype	IgG
Clonality	Polyclonal
MW	Observed: 17kDa
Uniprot ID	P22692
Dilution Range	WB: 1:500 - 1:2000IHC: 1:50 - 1:100
Expiration Date	12 months from date of receipt.



Western blot analysis of extracts of var...



Immunohistochemistry of paraffin-embedde...



Immunohistochemistry of paraffin-embedde...