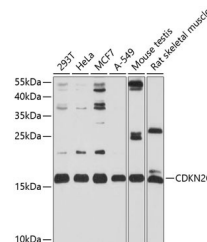


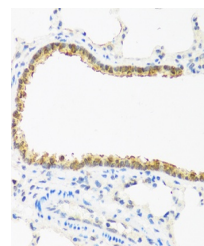
Product Datasheet

CDKN2C Antibody (orb1258321)

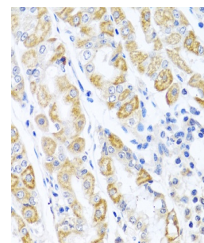
Description	CDKN2C Antibody
Species/Host	Rabbit
Reactivity	Human, Mouse, Rat
Conjugation	Unconjugated
Tested Applications	IF, IHC, WB
Immunogen	Recombinant fusion protein containing a sequence corresponding to amino acids 1-168 of human CDKN2C (NP_523240.1).
Target	CDKN2C
Preservatives	Liquid
Form/Appearance	Liquid
Concentration	batch dependent
Storage	Store at -20˚°C. Avoid freeze / thaw cycles.
Note	For research use only
Application notes	WB: 1:500 - 1:2000IHC: 1:50 - 1:100IF: 1:50 - 1:100
Isotype	IgG
Clonality	Polyclonal
MW	Observed: 18kDa
Uniprot ID	P42773
Dilution Range	WB: 1:500 - 1:2000IHC: 1:50 - 1:100IF: 1:50 - 1:100
Expiration Date	12 months from date of receipt.



Western blot analysis of extracts of var...



Immunohistochemistry of paraffin-embedde...



Immunohistochemistry of paraffin-embedde...