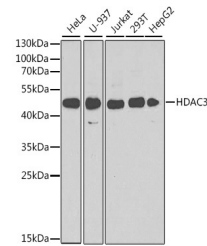


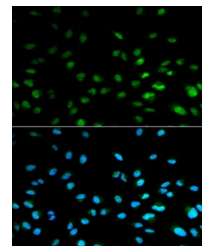
Product Datasheet

HDAC3 Antibody (orb1258263)

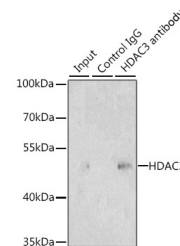
Description	HDAC3 Antibody
Species/Host	Rabbit
Reactivity	Human, Mouse, Rat
Conjugation	Unconjugated
Tested Applications	ChIP, IF, IHC, IP, WB
Immunogen	Recombinant fusion protein containing a sequence corresponding to amino acids 299-428 of human HDAC3 (NP_003874.2).
Target	HDAC3
Preservatives	Liquid
Form/Appearance	Liquid
Concentration	batch dependent
Storage	Store at -20°C. Avoid freeze / thaw cycles.
Note	For research use only
Application notes	WB: 1:500 - 1:2000 IHC: 1:50 - 1:100 IF: 1:50 - 1:200 IP: 1:50 - 1:200 ChIP: 1:20 - 1:100
Isotype	IgG
Clonality	Polyclonal
MW	Observed: 47kDa
Uniprot ID	O15379
Dilution Range	WB: 1:500 - 1:2000 IHC: 1:50 - 1:100 IF: 1:50 - 1:200 IP: 1:50 - 1:200 ChIP: 1:20 - 1:100
Expiration Date	12 months from date of receipt.



Western blot analysis of extracts of var...



Immunofluorescence analysis of MCF-7 cel...



Immunoprecipitation analysis of 200 ug e...