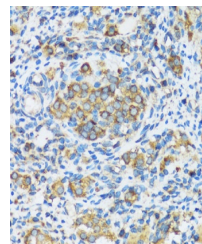


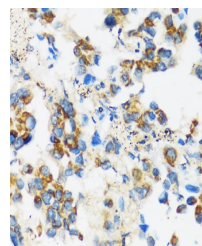
Product Datasheet

APOBEC3F Antibody (orb1258144)

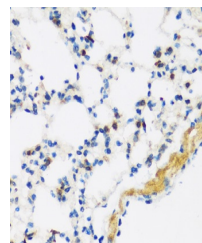
Description	APOBEC3F Antibody
Species/Host	Rabbit
Reactivity	Human, Mouse, Rat
Conjugation	Unconjugated
Tested Applications	IHC, WB
Immunogen	Recombinant fusion protein containing a sequence corresponding to amino acids 1-65 of human APOBEC3F (NP_660341.2).
Target	APOBEC3F
Preservatives	Liquid
Form/Appearance	Liquid
Concentration	batch dependent
Storage	Store at -20˚°C. Avoid freeze / thaw cycles.
Note	For research use only
Application notes	WB: 1:500 - 1:2000IHC: 1:50 - 1:200
Isotype	IgG
Clonality	Polyclonal
MW	Observed: 45kDa
Uniprot ID	Q8IUX4
Dilution Range	WB: 1:500 - 1:2000IHC: 1:50 - 1:200
Expiration Date	12 months from date of receipt.



Immunohistochemistry of paraffin-embedde...



Immunohistochemistry of paraffin-embedde...



Immunohistochemistry of paraffin-embedde...