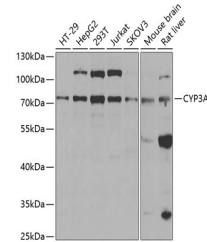


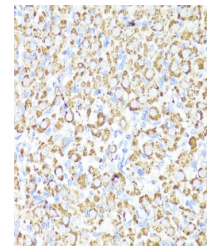
Product Datasheet

CYP3A4 Antibody (orb1258123)

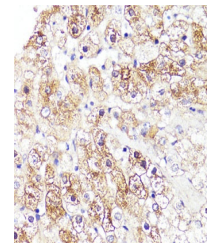
Description	CYP3A4 Antibody
Species/Host	Rabbit
Reactivity	Human, Mouse, Rat
Conjugation	Unconjugated
Tested Applications	IF, IHC, WB
Immunogen	Recombinant fusion protein containing a sequence corresponding to amino acids 244-503 of human CYP3A4 (NP_059488.2).
Target	CYP3A4
Preservatives	Liquid
Form/Appearance	Liquid
Concentration	batch dependent
Storage	Store at 4˚°C. Avoid freeze / thaw cycles.
Note	For research use only
Application notes	WB: 1:500 - 1:1000IHC: 1:20 - 1:50IF: 1:20 - 1:100
Isotype	IgG
Clonality	Polyclonal
MW	Observed: 80kDa
Uniprot ID	P08684
Dilution Range	WB: 1:500 - 1:1000IHC: 1:20 - 1:50IF: 1:20 - 1:100
Expiration Date	12 months from date of receipt.



Western blot analysis of extracts of var...



Immunohistochemistry of paraffin-embedde...



Immunohistochemistry of paraffin-embedde...