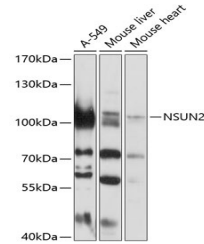


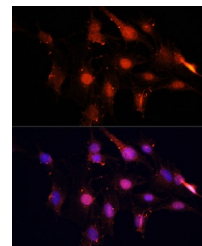
## Product Datasheet

### NSUN2 Antibody (orb1257870)

|                            |                                                                                                                     |
|----------------------------|---------------------------------------------------------------------------------------------------------------------|
| <b>Description</b>         | NSUN2 Antibody                                                                                                      |
| <b>Species/Host</b>        | Rabbit                                                                                                              |
| <b>Reactivity</b>          | Human, Mouse, Rat                                                                                                   |
| <b>Conjugation</b>         | Unconjugated                                                                                                        |
| <b>Tested Applications</b> | IF, IHC, WB                                                                                                         |
| <b>Immunogen</b>           | Recombinant fusion protein containing a sequence corresponding to amino acids 508-767 of human NSUN2 (NP_060225.4). |
| <b>Target</b>              | NSUN2                                                                                                               |
| <b>Preservatives</b>       | Liquid                                                                                                              |
| <b>Form/Appearance</b>     | Liquid                                                                                                              |
| <b>Concentration</b>       | batch dependent                                                                                                     |
| <b>Storage</b>             | Store at -20&#730°C. Avoid freeze / thaw cycles.                                                                    |
| <b>Note</b>                | For research use only                                                                                               |
| <b>Application notes</b>   | WB: 1:500 - 1:2000IHC: 1:50 - 1:200IF: 1:50 - 1:200                                                                 |
| <b>Isotype</b>             | IgG                                                                                                                 |
| <b>Clonality</b>           | Polyclonal                                                                                                          |
| <b>MW</b>                  | Observed: 105kDa                                                                                                    |
| <b>Uniprot ID</b>          | <b>Q08J23</b>                                                                                                       |
| <b>Dilution Range</b>      | WB: 1:500 - 1:2000IHC: 1:50 - 1:200IF: 1:50 - 1:200                                                                 |
| <b>Expiration Date</b>     | 12 months from date of receipt.                                                                                     |

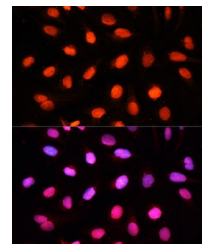


Western blot analysis of extracts of var...



Immunofluorescence analysis of C6 cells

...



Immunofluorescence analysis of U2OS cell...