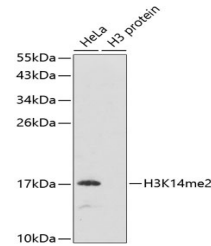



Product Datasheet

H3K14me2 Antibody (orb1257584)

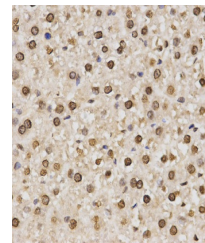
Description	H3K14me2 Antibody
Species/Host	Rabbit
Reactivity	Mouse, Rat
Conjugation	Unconjugated
Tested Applications	ChIP, IF, IHC, IP, WB
Immunogen	A synthetic peptide of human DiMethyl-Histone H3-K14
Target	H3K14me2
Preservatives	Liquid
Form/Appearance	Liquid
Concentration	batch dependent
Storage	Store at -20˚°C. Avoid freeze / thaw cycles.
Note	For research use only
Application notes	WB: 1:500 - 1:2000IHC: 1:50 - 1:200IF: 1:50 - 1:200IP: 1:50 - 1:200ChIP: 1:20 - 1:100CHIP seq: 1:20 - 1:100
Isotype	IgG
Clonality	Polyclonal
MW	Observed: 16kDa
Uniprot ID	Q16695
Dilution Range	WB: 1:500 - 1:2000IHC: 1:50 - 1:200IF: 1:50 - 1:200IP: 1:50 - 1:200ChIP: 1:20 - 1:100CHIP seq: 1:20 - 1:100
Expiration Date	12 months from date of receipt.



Western blot analysis of extracts of var...



Dot-blot analysis of all sorts of methyl...



Immunohistochemistry of paraffin-embedde...