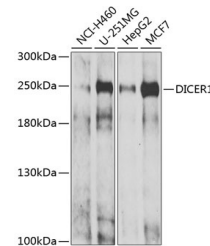


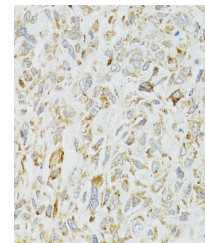
Product Datasheet

DICER1 Antibody (orb1257224)

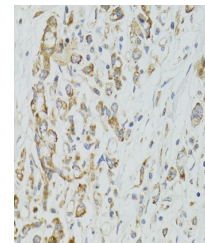
Description	DICER1 Antibody
Species/Host	Rabbit
Reactivity	Human, Mouse, Rat
Conjugation	Unconjugated
Tested Applications	IF, IHC, WB
Immunogen	Recombinant fusion protein containing a sequence corresponding to amino acids 1200-1460 of human DICER1 (NP_085124.2).
Target	DICER1
Preservatives	Liquid
Form/Appearance	Liquid
Concentration	batch dependent
Storage	Store at -20˚°C. Avoid freeze / thaw cycles.
Note	For research use only
Application notes	WB: 1:500 - 1:1000IHC: 1:50 - 1:200IF: 1:100 - 1:200
Isotype	IgG
Clonality	Polyclonal
MW	Observed: 250kDa
Uniprot ID	Q9UPY3
Dilution Range	WB: 1:500 - 1:1000IHC: 1:50 - 1:200IF: 1:100 - 1:200
Expiration Date	12 months from date of receipt.



Western blot analysis of extracts of var...



Immunohistochemistry of paraffin-embedde...



Immunohistochemistry of paraffin-embedde...