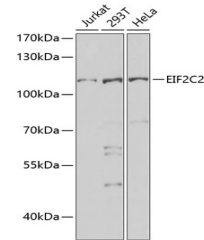


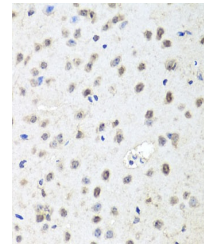
Product Datasheet

AGO2 Antibody (orb1256768)

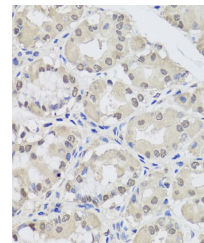
Description	AGO2 Antibody
Species/Host	Rabbit
Reactivity	Human, Mouse
Conjugation	Unconjugated
Tested Applications	IF, IHC, WB
Immunogen	Recombinant fusion protein containing a sequence corresponding to amino acids 47-115 of human EIF2C2 (NP_036286.2).
Target	AGO2
Preservatives	Liquid
Form/Appearance	Liquid
Concentration	batch dependent
Storage	Store at -20°C. Avoid freeze / thaw cycles.
Note	For research use only
Application notes	WB: 1:500 - 1:2000 IHC: 1:50 - 1:100 IF: 1:50 - 1:100
Isotype	IgG
Clonality	Polyclonal
MW	Observed: 110kDa
Uniprot ID	Q9UKV8
Dilution Range	WB: 1:500 - 1:2000 IHC: 1:50 - 1:100 IF: 1:50 - 1:100
Expiration Date	12 months from date of receipt.



Western blot analysis of extracts of var...



Immunohistochemistry of paraffin-embedde...



Immunohistochemistry of paraffin-embedde...