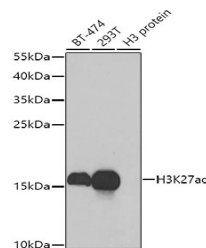


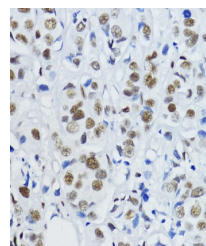
Product Datasheet

H3K27ac Antibody (orb1256506)

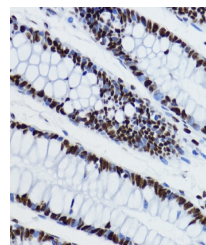
| | |
|----------------------------|---|
| Description | H3K27ac Antibody |
| Species/Host | Rabbit |
| Reactivity | Mouse, Rat |
| Conjugation | Unconjugated |
| Tested Applications | ChIP, IF, IHC, IP, WB |
| Immunogen | A synthetic acetylated peptide corresponding to residues surrounding K27 of human Histone H3 |
| Target | H3K27ac |
| Preservatives | Liquid |
| Form/Appearance | Liquid |
| Concentration | batch dependent |
| Storage | Store at -20˚°C. Avoid freeze / thaw cycles. |
| Note | For research use only |
| Application notes | WB: 1:500 - 1:2000IHC: 1:50 - 1:200IF: 1:50 - 1:200IP: 1:50 - 1:200ChIP: 1:20 - 1:100CHIP seq: 1:20 - 1:100 |
| Isotype | IgG |
| Clonality | Polyclonal |
| MW | Observed: 16kDa |
| Uniprot ID | P68431 |
| Dilution Range | WB: 1:500 - 1:2000IHC: 1:50 - 1:200IF: 1:50 - 1:200IP: 1:50 - 1:200ChIP: 1:20 - 1:100CHIP seq: 1:20 - 1:100 |
| Expiration Date | 12 months from date of receipt. |



Western blot analysis of extracts of var...



Immunohistochemistry of paraffin-embedde...



Immunohistochemistry of paraffin-embedde...