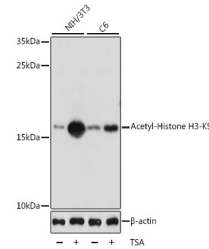


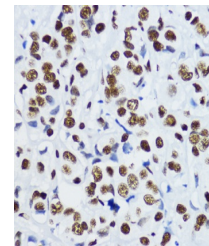
Product Datasheet

H3K9ac Antibody (orb1256503)

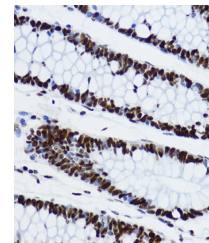
Description	H3K9ac Antibody
Species/Host	Rabbit
Reactivity	Mouse, Rat
Conjugation	Unconjugated
Tested Applications	ChIP, IF, IHC, IP, WB
Immunogen	A synthetic peptide of human Acetyl-Histone H3-K9
Target	H3K9ac
Preservatives	Liquid
Form/Appearance	Liquid
Concentration	batch dependent
Storage	Store at -20°C. Avoid freeze / thaw cycles.
Note	For research use only
Application notes	WB: 1:500 - 1:2000 IHC: 1:50 - 1:200 IF: 1:50 - 1:200 IP: 1:50 - 1:200 ChIP: 1:20 - 1:100 CHIP seq: 1:20 - 1:50
Isotype	IgG
Clonality	Polyclonal
MW	Observed: 16kDa
Uniprot ID	Q16695
Dilution Range	WB: 1:500 - 1:2000 IHC: 1:50 - 1:200 IF: 1:50 - 1:200 IP: 1:50 - 1:200 ChIP: 1:20 - 1:100 CHIP seq: 1:20 - 1:50
Expiration Date	12 months from date of receipt.



Western blot analysis of extracts of var...



Immunohistochemistry of paraffin-embedde...



Immunohistochemistry of paraffin-embedde...