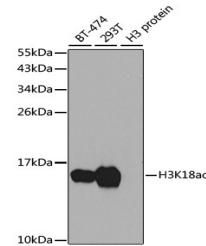


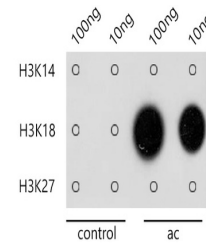
Product Datasheet

H3K18ac Antibody (orb1256501)

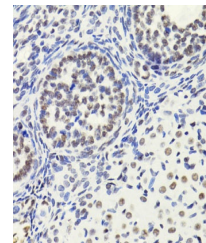
Description	H3K18ac Antibody
Species/Host	Rabbit
Reactivity	Mouse, Rat
Conjugation	Unconjugated
Tested Applications	ChIP, IF, IHC, IP, WB
Immunogen	A synthetic acetylated peptide corresponding to residues surrounding K18 of human H3
Target	H3K18ac
Preservatives	Liquid
Form/Appearance	Liquid
Concentration	batch dependent
Storage	Store at -20˚°C. Avoid freeze / thaw cycles.
Note	For research use only
Application notes	WB: 1:1000 - 1:3000IHC: 1:200 - 1:500IF: 1:500 - 1:1000IP: 1:200 - 1:500CHIP: 1:50 - 1:100CHIP seq: 1:50 - 1:100
Isotype	IgG
Clonality	Polyclonal
MW	Observed: 16kDa
Uniprot ID	P68431
Dilution Range	WB: 1:1000 - 1:3000IHC: 1:200 - 1:500IF: 1:500 - 1:1000IP: 1:200 - 1:500CHIP: 1:50 - 1:100CHIP seq: 1:50 - 1:100
Expiration Date	12 months from date of receipt.



Western blot analysis of extracts of var...



Dot-blot analysis of all sorts of methyl...



Immunohistochemistry of paraffin-embedde...