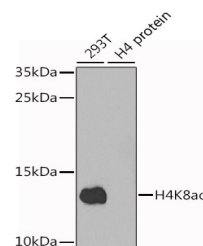


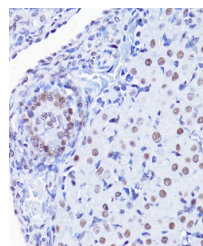
## Product Datasheet

### H4K8ac Antibody (orb1256500)

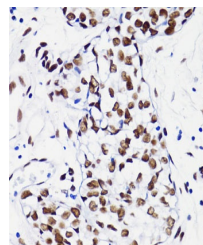
<b>Description</b>	H4K8ac Antibody
<b>Species/Host</b>	Rabbit
<b>Reactivity</b>	Mouse, Rat
<b>Conjugation</b>	Unconjugated
<b>Tested Applications</b>	ChIP, IF, IHC, IP, WB
<b>Immunogen</b>	A synthetic peptide of human Acetyl-Histone H4-K8
<b>Target</b>	H4K8ac
<b>Preservatives</b>	Liquid
<b>Form/Appearance</b>	Liquid
<b>Concentration</b>	batch dependent
<b>Storage</b>	Store at -20&#730°C. Avoid freeze / thaw cycles.
<b>Note</b>	For research use only
<b>Application notes</b>	WB: 1:1000 - 1:3000IHC: 1:200 - 1:500IF: 1:500 - 1:1000IP: 1:200 - 1:500CHIP: 1:20 - 1:50CHIP seq: 1:20 - 1:50
<b>Isotype</b>	IgG
<b>Clonality</b>	Polyclonal
<b>MW</b>	Observed: 11kDa
<b>Uniprot ID</b>	<b>P62805</b>
<b>Dilution Range</b>	WB: 1:1000 - 1:3000IHC: 1:200 - 1:500IF: 1:500 - 1:1000IP: 1:200 - 1:500CHIP: 1:20 - 1:50CHIP seq: 1:20 - 1:50
<b>Expiration Date</b>	12 months from date of receipt.



Western blot analysis of extracts of var...



Immunohistochemistry of paraffin-embedde...



Immunohistochemistry of paraffin-embedde...