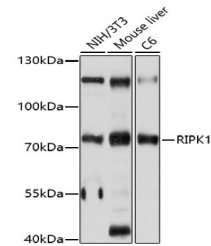


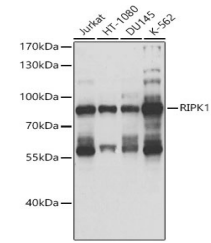
Product Datasheet

RIPK1 Antibody (orb1256411)

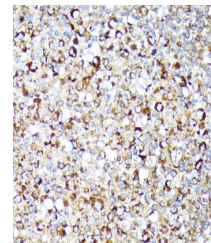
Description	RIPK1 Antibody
Species/Host	Rabbit
Reactivity	Human, Mouse, Rat
Conjugation	Unconjugated
Tested Applications	IF, IHC, IP, WB
Immunogen	Recombinant fusion protein containing a sequence corresponding to amino acids 170-440 of human RIPK1 (NP_003795.2).
Target	RIPK1
Preservatives	Liquid
Form/Appearance	Liquid
Concentration	batch dependent
Storage	Store at -20°C. Avoid freeze / thaw cycles.
Note	For research use only
Application notes	WB: 1:500 - 1:2000 IHC: 1:50 - 1:200 IF: 1:50 - 1:200 IP: 1:50 - 1:200
Isotype	IgG
Clonality	Polyclonal
MW	Observed: 76kDa
Uniprot ID	Q13546
Dilution Range	WB: 1:500 - 1:2000 IHC: 1:50 - 1:200 IF: 1:50 - 1:200 IP: 1:50 - 1:200
Expiration Date	12 months from date of receipt.



Western blot analysis of extracts of var...



Western blot analysis of extracts of var...



Immunohistochemistry of paraffin-embedde...