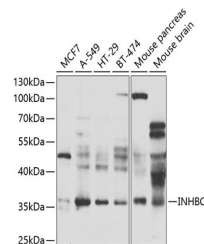


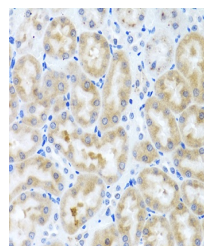
Product Datasheet

INHBC Antibody (orb1256316)

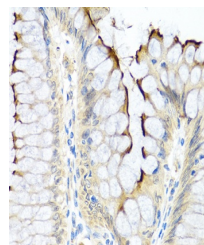
Description	INHBC Antibody
Species/Host	Rabbit
Reactivity	Human, Mouse, Rat
Conjugation	Unconjugated
Tested Applications	IHC, WB
Immunogen	Recombinant fusion protein containing a sequence corresponding to amino acids 103-352 of human INHBC (NP_005529.1).
Target	INHBC
Preservatives	Liquid
Form/Appearance	Liquid
Concentration	batch dependent
Storage	Store at -20°C. Avoid freeze / thaw cycles.
Note	For research use only
Application notes	WB: 1:500 - 1:2000 IHC: 1:100 - 1:200
Isotype	IgG
Clonality	Polyclonal
MW	Observed: 38kDa
Uniprot ID	P55103
Dilution Range	WB: 1:500 - 1:2000 IHC: 1:100 - 1:200
Expiration Date	12 months from date of receipt.



Western blot analysis of extracts of var...



Immunohistochemistry of paraffin-embedde...



Immunohistochemistry of paraffin-embedde...