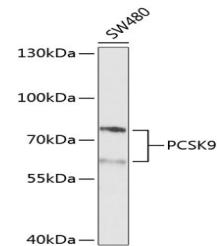


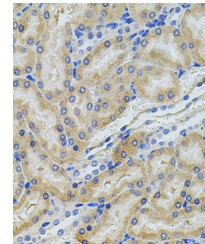
Product Datasheet

PCSK9 Antibody (orb1256136)

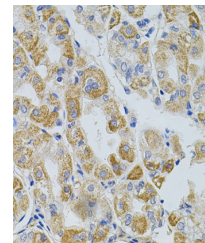
Description	PCSK9 Antibody
Species/Host	Rabbit
Reactivity	Human, Mouse, Rat
Conjugation	Unconjugated
Tested Applications	IHC, WB
Immunogen	A synthetic peptide corresponding to a sequence within amino acids 600 to the C-terminus of human PCSK9 (NP_777596.2).
Target	PCSK9
Preservatives	Liquid
Form/Appearance	Liquid
Concentration	batch dependent
Storage	Store at -20°C. Avoid freeze / thaw cycles.
Note	For research use only
Application notes	WB: 1:500 - 1:2000 IHC: 1:50 - 1:200
Isotype	IgG
Clonality	Polyclonal
MW	Observed: 60kDa/72kDa
Uniprot ID	Q8NBP7
Dilution Range	WB: 1:500 - 1:2000 IHC: 1:50 - 1:200
Expiration Date	12 months from date of receipt.



Western blot analysis of extracts of SW4...



Immunohistochemistry of paraffin-embedde...



Immunohistochemistry of paraffin-embedde...