


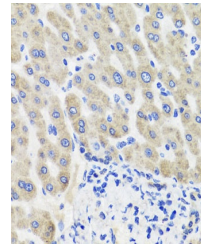
Product Datasheet

HSD11B2 Antibody (orb1256006)

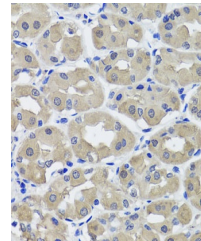
Description	HSD11B2 Antibody
Species/Host	Rabbit
Reactivity	Human, Rat
Conjugation	Unconjugated
Tested Applications	IHC, WB
Immunogen	Recombinant fusion protein containing a sequence corresponding to amino acids 266-405 of human HSD11B2 (NP_000187.3).
Target	HSD11B2
Preservatives	Liquid
Form/Appearance	Liquid
Concentration	batch dependent
Storage	Store at -20˚°C. Avoid freeze / thaw cycles.
Note	For research use only
Application notes	WB: 1:200 - 1:1000IHC: 1:50 - 1:100
Isotype	IgG
Clonality	Polyclonal
MW	Observed: 44kDa
Uniprot ID	P80365
Dilution Range	WB: 1:200 - 1:1000IHC: 1:50 - 1:100
Expiration Date	12 months from date of receipt.



Western blot analysis of extracts of Hep...



Immunohistochemistry of paraffin-embedde...



Immunohistochemistry of paraffin-embedde...