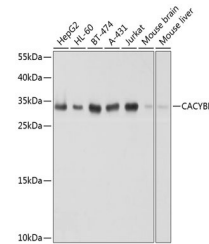


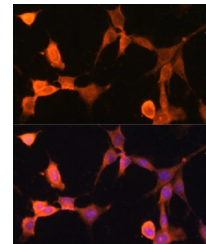
Product Datasheet

CACYBP Antibody (orb1255715)

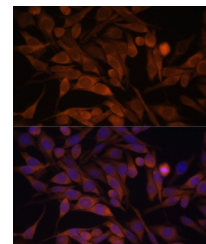
Description	CACYBP Antibody
Species/Host	Rabbit
Reactivity	Human, Mouse, Rat
Conjugation	Unconjugated
Tested Applications	IF, WB
Immunogen	Recombinant fusion protein containing a sequence corresponding to amino acids 1-228 of human CACYBP (NP_055227.1).
Target	CACYBP
Preservatives	Liquid
Form/Appearance	Liquid
Concentration	batch dependent
Storage	Store at -20˚°C. Avoid freeze / thaw cycles.
Note	For research use only
Application notes	WB: 1:1000 - 1:2000IF: 1:50 - 1:200
Isotype	IgG
Clonality	Polyclonal
MW	Observed: 26kDa
Uniprot ID	Q9HB71
Dilution Range	WB: 1:1000 - 1:2000IF: 1:50 - 1:200
Expiration Date	12 months from date of receipt.



Western blot analysis of extracts of var...



Immunofluorescence analysis of NIH-3T3 C...



Immunofluorescence analysis of HeLa cell...