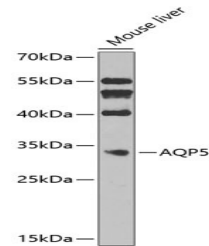


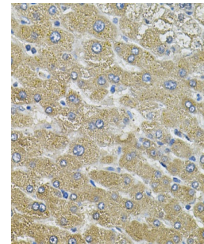
Product Datasheet

AQP5 Antibody (orb1255522)

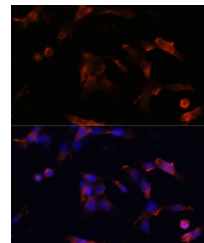
| | |
|----------------------------|---|
| Description | AQP5 Antibody |
| Species/Host | Rabbit |
| Reactivity | Human, Mouse |
| Conjugation | Unconjugated |
| Tested Applications | IF, IHC, WB |
| Immunogen | A synthetic peptide corresponding to a sequence within amino acids 150-250 of human AQP5 (NP_001642.1). |
| Target | AQP5 |
| Preservatives | Liquid |
| Form/Appearance | Liquid |
| Concentration | batch dependent |
| Storage | Store at -20°C. Avoid freeze / thaw cycles. |
| Note | For research use only |
| Application notes | WB: 1:500 - 1:2000 IHC: 1:50 - 1:200 IF: 1:50 - 1:200 |
| Isotype | IgG |
| Clonality | Polyclonal |
| MW | Observed: 34kDa |
| Uniprot ID | P55064 |
| Dilution Range | WB: 1:500 - 1:2000 IHC: 1:50 - 1:200 IF: 1:50 - 1:200 |
| Expiration Date | 12 months from date of receipt. |



Western blot analysis of extracts of mou...



Immunohistochemistry of paraffin-embedde...



Immunofluorescence analysis of NIH/3T3 c...