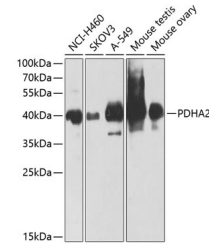


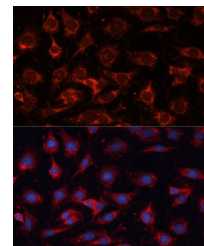
Product Datasheet

PDHA2 Antibody (orb1255509)

Description	PDHA2 Antibody
Species/Host	Rabbit
Reactivity	Human, Mouse, Rat
Conjugation	Unconjugated
Tested Applications	IF, WB
Immunogen	Recombinant fusion protein containing a sequence corresponding to amino acids 119-388 of human PDHA2 (NP_005381.1).
Target	PDHA2
Preservatives	Liquid
Form/Appearance	Liquid
Concentration	batch dependent
Storage	Store at -20°C. Avoid freeze / thaw cycles.
Note	For research use only
Application notes	WB: 1:500 - 1:2000IF: 1:50 - 1:200
Isotype	IgG
Clonality	Polyclonal
MW	Observed: 43kDa
Uniprot ID	P29803
Dilution Range	WB: 1:500 - 1:2000IF: 1:50 - 1:200
Expiration Date	12 months from date of receipt.

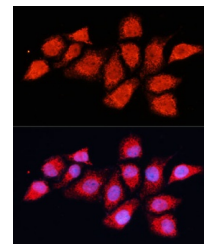


Western blot analysis of extracts of var...



Immunofluorescence analysis of C6 cells

...



Immunofluorescence analysis of HeLa cell...