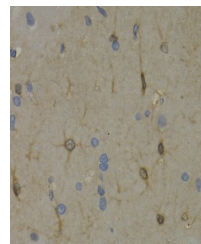


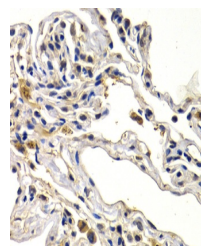
## Product Datasheet

### WNT3A Antibody (orb1254879)

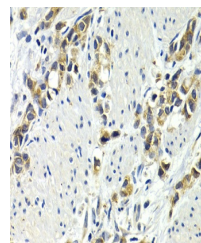
<b>Description</b>	WNT3A Antibody
<b>Species/Host</b>	Rabbit
<b>Reactivity</b>	Human, Rat
<b>Conjugation</b>	Unconjugated
<b>Tested Applications</b>	IF, IHC
<b>Immunogen</b>	Recombinant fusion protein containing a sequence corresponding to amino acids 1-352 of human WNT3A (NP_149122.1).
<b>Target</b>	WNT3A
<b>Preservatives</b>	Liquid
<b>Form/Appearance</b>	Liquid
<b>Concentration</b>	batch dependent
<b>Storage</b>	Store at -20&#730°C. Avoid freeze / thaw cycles.
<b>Note</b>	For research use only
<b>Application notes</b>	IHC: 1:50 - 1:200IF: 1:50 - 1:200
<b>Isotype</b>	IgG
<b>Clonality</b>	Polyclonal
<b>Uniprot ID</b>	<b>P56704</b>
<b>Dilution Range</b>	IHC: 1:50 - 1:200IF: 1:50 - 1:200
<b>Expiration Date</b>	12 months from date of receipt.



Immunohistochemistry of paraffin-embedde...



Immunohistochemistry of paraffin-embedde...



Immunohistochemistry of paraffin-embedde...