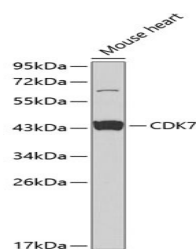


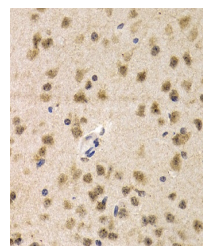
Product Datasheet

CDK7 Antibody (orb1254729)

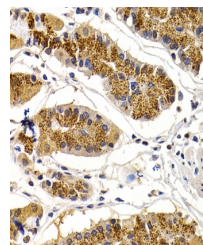
Description	CDK7 Antibody
Species/Host	Rabbit
Reactivity	Human, Mouse
Conjugation	Unconjugated
Tested Applications	IF, IHC, WB
Immunogen	Recombinant fusion protein containing a sequence corresponding to amino acids 1-346 of human CDK7 (NP_001790.1).
Target	CDK7
Preservatives	Liquid
Form/Appearance	Liquid
Concentration	batch dependent
Storage	Store at -20˚°C. Avoid freeze / thaw cycles.
Note	For research use only
Application notes	WB: 1:500 - 1:2000IHC: 1:50 - 1:200IF: 1:50 - 1:200
Isotype	IgG
Clonality	Polyclonal
MW	Observed: 43kDa
Uniprot ID	P50613
Dilution Range	WB: 1:500 - 1:2000IHC: 1:50 - 1:200IF: 1:50 - 1:200
Expiration Date	12 months from date of receipt.



Western blot analysis of extracts of mou...



Immunohistochemistry of paraffin-embedde...



Immunohistochemistry of paraffin-embedde...