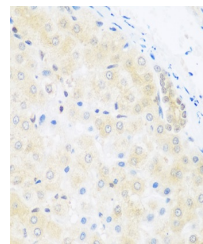


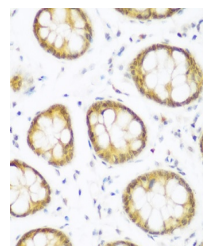
Product Datasheet

BRD9 Antibody (orb1254339)

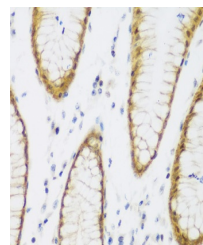
Description	BRD9 Antibody
Species/Host	Rabbit
Reactivity	Human, Mouse
Conjugation	Unconjugated
Tested Applications	IHC, WB
Immunogen	Recombinant fusion protein containing a sequence corresponding to amino acids 338-597 of human BRD9 (NP_076413.3).
Target	BRD9
Preservatives	Liquid
Form/Appearance	Liquid
Concentration	batch dependent
Storage	Store at -20˚°C. Avoid freeze / thaw cycles.
Note	For research use only
Application notes	WB: 1:500 - 1:2000IHC: 1:50 - 1:200
Isotype	IgG
Clonality	Polyclonal
Uniprot ID	Q9H8M2
Dilution Range	WB: 1:500 - 1:2000IHC: 1:50 - 1:200
Expiration Date	12 months from date of receipt.



Immunohistochemistry of paraffin-embedde...



Immunohistochemistry of paraffin-embedde...



Immunohistochemistry of paraffin-embedde...