

---

## Product Datasheet

### PRKACA Antibody (orb1253150)

**Description**

PRKACA Antibody

**Species/Host**

Rabbit

**Reactivity**

Human, Mouse, Rat

**Conjugation**

Unconjugated

**Tested**

IF, IHC, WB

**Applications**
**Immunogen**

PKA alpha/beta CAT (phospho Thr197) antibody was raised against a peptide sequence around phosphorylation site of threonine 197 (R-T-W (p)-T-L) derived from Human PKA alpha/beta CAT.

**Target**

PRKACA

**Preservatives**

Antibody supplied in phosphate buffered saline (without Mg<sup>2+</sup> and Ca<sup>2+</sup>), pH 7.4, 150mM NaCl, 0.02% sodium azide and 50% glycerol.

**Form/Appearance**

Liquid

**Concentration**

1 mg/mL

**Storage**

Store antibody at -20°C for up to one year.

**Note**

For research use only

**Application notes**

Western Blot: 1:500~1:1000, Immunohistochemistry: 1:50~1:100, Immunofluorescence: 1:100~1:200

**Isotype**

IgG

**Clonality**

Polyclonal

**MW**

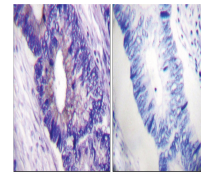

40 kDa

**Uniprot ID**
[P17612](#)
**NCBI**
[NP\\_002721.1](#)
**Dilution Range**

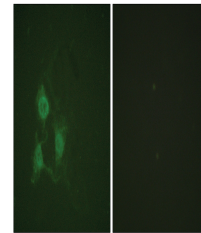
Western Blot: 1:500~1:1000, Immunohistochemistry: 1:50~1:100, Immunofluorescence: 1:100~1:200

**Expiration Date**

12 months from date of receipt.



Immunohistochemical analysis of paraffin...



Immunofluorescence staining of methanol-

...