
Product Datasheet

MS4A1 Antibody (orb1252622)

Description

MS4A1 Antibody

Species/Host

Mouse

Reactivity

Human

Conjugation

Unconjugated

Tested Applications

FC, IF, IHC, WB

Immunogen

Recombinant CD20 protein was used as the immunogen for this CD20 antibody.

Target

MS4A1

Preservatives

PBS with 0.1 mg/ml rAlbumin and 0.05% sodium azide

Form/Appearance

Liquid

Concentration

0.2 mg/mL

Storage

Aliquot and Store at 2-8°C. Avoid freeze-thaw cycles.

Note

For research use only

Application notes

Flow Cytometry: 0.5-1 ug/million cells
 IF: 0.5-1 ug/ml
 Immunohistochemistry (FFPE): 0.5-1 ug/ml for 30 minutes at RT
 (1) Prediluted format : incubate for 30 min at RT
 (2) The concentration stated for each application is a general starting point. Variations in protocols, secondaries and substrates may require the CD20 antibody to be titrated up or down for optimal performance.
 1. Staining of formalin-fixed tissues requires boiling tissue sections in 10mM citrate buffer, pH 6.0, for 10-20 min followed by cooling at RT for 20 minutes.
 2. The prediluted format is supplied in a dropper bottle and is optimized for use in IHC. After epitope retrieval step (if required), drip mAb solution onto the tissue section and incubate at RT for 30 min.

Isotype

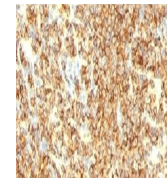
IgG2a, kappa

Clonality

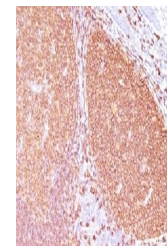
Monoclonal

Uniprot ID
P11836
Dilution Range

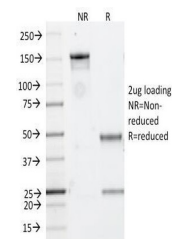
Flow Cytometry: 0.5-1 ug/million cells
 IF: 0.5-1 ug/ml
 Immunohistochemistry (FFPE): 0.5-1 ug/ml for 30 minutes at RT
 (1) Prediluted format : incubate for 30 min at RT
 (2) The concentration stated for each application is a general starting point. Variations in protocols, secondaries and substrates may require the CD20 antibody to be titrated up or down for optimal performance.
 1. Staining of formalin-fixed tissues requires boiling tissue sections in 10mM citrate buffer, pH 6.0, for 10-20 min followed by cooling at RT for 20 minutes.
 2. The prediluted format is supplied in a



IHC testing of CD20 antibody and human I...



IHC testing of CD20 antibody and FFPE hu...



SDS-PAGE Analysis of Purified, BSA-Free ...