

Product Datasheet

Chromogranin A Antibody [CHGA/777] (orb1252583)

Description	Chromogranin A Antibody [CHGA/777]
Species/Host	Mouse
Reactivity	Human
Conjugation	Unconjugated
Tested Applications	FC, IF, IHC-P, WB
Immunogen	Recombinant full-length human protein was used as the immunogen for the Chromogranin A antibody.
Target	CHGA
Preservatives	PBS with 0.1 mg/ml rAlbumin and 0.05% sodium azide
Form/Appearance	Liquid
Concentration	0.2 mg/mL
Storage	Maintain refrigerated at 2-8°C for up to 2 weeks. For long term storage store at -20°C in small aliquots to prevent freeze-thaw cycles.
Note	For research use only
Application notes	<p>Flow Cytometry: 0.5-1 ug/million cells in 0.1ml Immunofluorescence: 0.5-1 ug/ml Western blot: 0.5-1 ug/ml Immunohistochemistry (FFPE): 0.5-1 ug/ml for 30 min at RT (1) Prediluted format : incubate for 30 min at RT (2) Optimal dilution of the Chromogranin A antibody should be determined by the researcher.1.</p> <p>Staining of formalin-fixed tissues requires boiling tissue sections in 10mM Citrate buffer, pH 6.0, for 10-20 min followed by cooling at RT for 20 min2. The prediluted format is supplied in a dropper bottle and is optimized for use in IHC. After epitope retrieval step (if required), drip mAb solution onto the tissue section and incubate at RT for 30 min.</p>

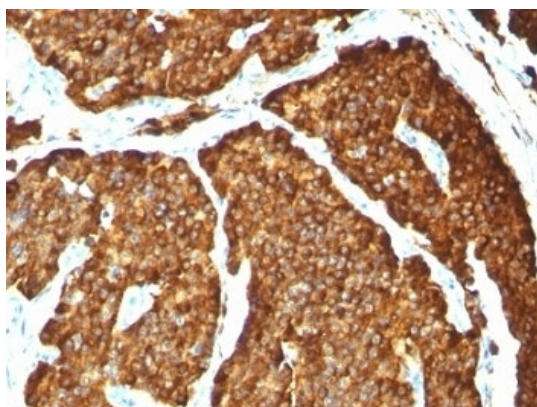
Biorbyt Ltd.

7 Signet Court, Swann's Road,
Cambridge, CB5 8LA, United Kingdom
Email: info@biorbyt.com, support@biorbyt.com
Phone: [+44 \(0\) 1223 859-353](tel:+44(0)1223859353) | Fax: [+1 \(415\) 651-8558](tel:+1(415)6518558)

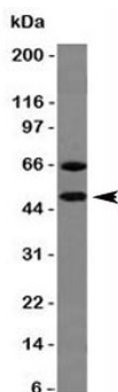
Biorbyt LLC.

68 TW Alexander Drive,
Durham, NC, 27713, United States
Email: info@biorbyt.com, support@biorbyt.com
Phone: [+1 \(415\) 906-5211](tel:+1(415)9065211) | Fax: [+1 \(415\) 651-8558](tel:+1(415)6518558)

Isotype	IgG1, kappa
Clonality	Monoclonal
Clone Number	CHGA/777
Antibody Type	Primary Antibody
Uniprot ID	P10645
Expiration Date	12 months from date of receipt.



Formalin-paraffin human pheochromocytoma stained with Chromogranin A antibody (CHGA/777).



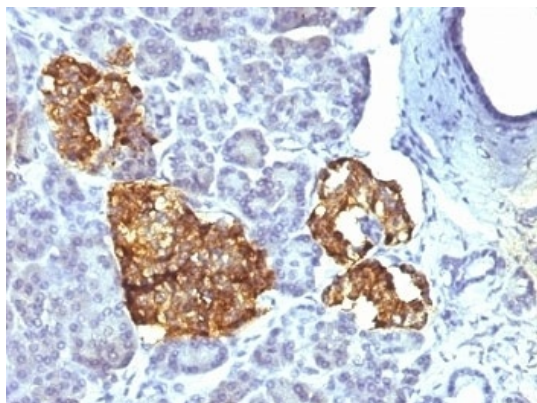
Western blot of human Panc-1 cell lysate and Chromogranin A antibody (CHGA/777).

Biorbyt Ltd.

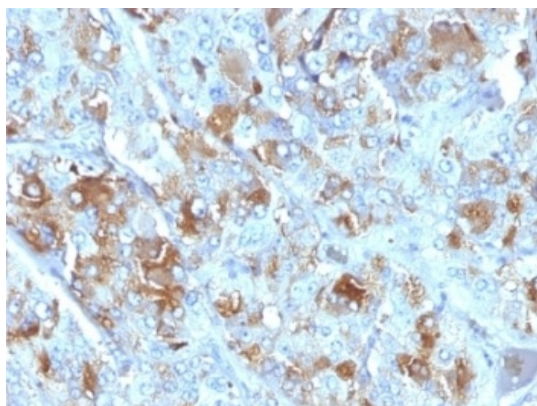
7 Signet Court, Swann's Road,
Cambridge, CB5 8LA, United Kingdom
Email: info@biorbyt.com, support@biorbyt.com
Phone: [+44 \(0\) 1223 859-353](tel:+44(0)1223859353) | Fax: [+1 \(415\) 651-8558](tel:+1(415)6518558)

Biorbyt LLC.

68 TW Alexander Drive,
Durham, NC, 27713, United States
Email: info@biorbyt.com, support@biorbyt.com
Phone: [+1 \(415\) 906-5211](tel:+1(415)9065211) | Fax: [+1 \(415\) 651-8558](tel:+1(415)6518558)



Formalin-fixed, paraffin-embedded human pancreas stained with Chromogranin A antibody (CHGA/777).



Formalin-fixed, paraffin-embedded human adrenal gland stained with Chromogranin A antibody (CHGA/777).

Biorbyt Ltd.

7 Signet Court, Swann's Road,
Cambridge, CB5 8LA, United Kingdom
Email: info@biorbyt.com, support@biorbyt.com
Phone: [+44 \(0\) 1223 859-353](tel:+44(0)1223859353) | Fax: [+1 \(415\) 651-8558](tel:+1(415)6518558)

Biorbyt LLC.

68 TW Alexander Drive,
Durham, NC, 27713, United States
Email: info@biorbyt.com, support@biorbyt.com
Phone: [+1 \(415\) 906-5211](tel:+1(415)9065211) | Fax: [+1 \(415\) 651-8558](tel:+1(415)6518558)