
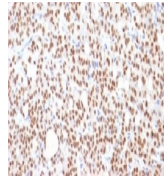
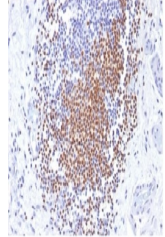
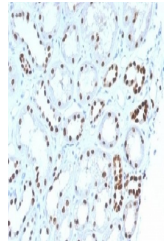

Product Datasheet

PAX8 Antibody (orb1252194)

Description	PAX8 Antibody	
Species/Host	Mouse	
Reactivity	Human	
Conjugation	Unconjugated	
Tested Applications	FC, IF, IHC-P, WB	IHC testing of FFPE human thyroid carcin...
Immunogen	A human recombinant fragment (aa 60-261) was used as the immunogen for the PAX8 antibody.	
Target	PAX8	
Preservatives	PBS with 0.1 mg/ml rAlbumin and 0.05% sodium azide	
Form/Appearance	Liquid	
Concentration	0.2 mg/mL	
Storage	Aliquot and Store at 2-8°C. Avoid freeze-thaw cycles.	
Note	For research use only	IHC testing of FFPE human urothelial car...
Application notes	WB: 0.5-1 ug/mlIF: 1-2 ug/mlFlow Cytometry: 0.5-1 ug/million cells in 0.1mlIHC (FFPE): 1-2 ug/ml for 30 min at RTThe stated application concentrations are suggested starting points. Titration of the PAX8 antibody may be required due to differences in protocols and secondary/substrate sensitivity.	
Isotype	IgG2a	
Clonality	Monoclonal	
Uniprot ID	Q06710	IHC testing of FFPE human renal cell car...
Dilution Range	WB: 0.5-1 ug/mlIF: 1-2 ug/mlFlow Cytometry: 0.5-1 ug/million cells in 0.1mlIHC (FFPE): 1-2 ug/ml for 30 min at RTThe stated application concentrations are suggested starting points. Titration of the PAX8 antibody may be required due to differences in protocols and secondary/substrate sensitivity.	
Expiration Date	12 months from date of receipt.	