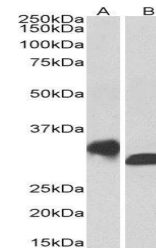


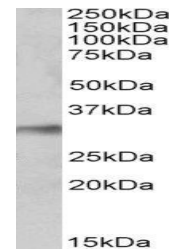
Product Datasheet

NEK7 antibody (orb125094)

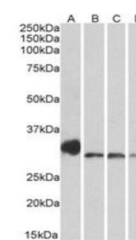
Description	Goat polyclonal antibody to NEK7
Species/Host	Goat
Reactivity	Bovine, Canine, Human, Mouse, Rat
Conjugation	Unconjugated
Tested Applications	ELISA, WB
Target	NEK7 (aa 274-286)
Preservatives	Supplied at 0.5 mg/ml in Tris saline, 0.02% sodium azide, pH 7.3 with 0.5% bovine serum albumin. Aliquot and store at -20°C. Minimize freezing and thawing.
Storage	Aliquot and store at -20°C. Minimize freezing and thawing.
Note	For research use only
Application notes	WB: Approx 30-33kDa band observed in Human Lung and Testis lysates and in Mouse and Rat Lung and Testis lysates (calculated MW of 34.6kDa according to Human NP_598001.1 and 34.5kDa according to Mouse NP_067618.1). Recommended concentration: 0.1-0.3µg/ml.
Protein Sequence	CINPDPEKRPDVT
Clonality	Polyclonal
MW	34.6
Entrez	140609
Dilution Range	ELISA: 1:32000, WB: 0.1-0.3 µg/ml
Expiration Date	12 months from date of receipt.



Western blot analysis of staining of Mouse Lung (Lan...)



Western blot analysis of staining of Human Lung



Western blot analysis of staining of Mouse Lung (Lan...)