

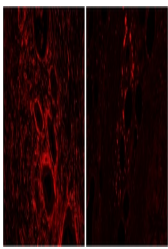
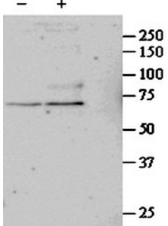

Product Datasheet

CLIP1 Antibody (orb1249522)

Description	CLIP1 Antibody	
Species/Host	Goat	
Reactivity	Human	
Conjugation	Unconjugated	
Tested Applications	ELISA, IHC, WB	orb1249522 (1 ug/ml) staining of Human B...
Immunogen	The immunogen for this antibody is: C-PHSTHHGSRGEERP	
Target	CLIP1	
Preservatives	Supplied at 0.5 mg/ml in Tris saline, 0.02% sodium azide, pH 7.3 with 0.5% bovine serum albumin. Aliquot and store at -20°C. Minimize freezing and thawing.	
Form/Appearance	Liquid	
Concentration	500 ug/mL	
Storage	Aliquot and store at -20°C. Minimize freezing and thawing.	orb1249522 (2.5 ug/ml) staining of paraf...
Note	For research use only	
Application notes	Peptide ELISA: antibody detection limit dilution 1:8000.Western Blot:Approx 160kDa band observed in Human Breast Cancer lysates (calculated MW of 161kDa according to NP_002947.1. Recommended concentration: 1-3ug/ml.Immunohistochemistry:Paraffin embedded Human Thyroid and Prostate. Recommended concentration: 2.5ug/ml.	
Clonality	Polyclonal	
Uniprot ID	P30622	
NCBI	NP_002947.1 , NP_937883.1	orb1249522 (2.5 ug/ml) staining of paraf...
Dilution Range	Peptide ELISA: antibody detection limit dilution 1:8000.Western Blot:Approx 160kDa band observed in Human Breast Cancer lysates (calculated MW of 161kDa according to NP_002947.1. Recommended concentration: 1-3ug/ml.Immunohistochemistry:Paraffin embedded Human Thyroid and Prostate. Recommended concentration: 2.5ug/ml.	
Expiration Date	12 months from date of receipt.	