

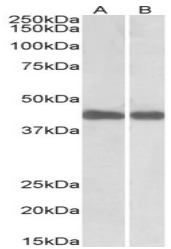

Product Datasheet

PCBP1 Antibody (orb1249006)

Description	PCBP1 Antibody	
Species/Host	Goat	
Reactivity	Human	
Conjugation	Unconjugated	
Tested Applications	ELISA, IHC, WB	orb1249006 (0.01 ug/ml) staining of HeLa...
Immunogen	The immunogen for this antibody is: C-ADLAKLNQVARQSH	
Target	PCBP1	
Preservatives	Supplied at 0.5 mg/ml in Tris saline, 0.02% sodium azide, pH 7.3 with 0.5% bovine serum albumin. Aliquot and store at -20°C. Minimize freezing and thawing.	
Form/Appearance	Liquid	
Concentration	500 ug/mL	
Storage	Aliquot and store at -20°C. Minimize freezing and thawing.	
Note	For research use only	
Application notes	Peptide ELISA: antibody detection limit dilution 1:32000. Western Blot: Approx 38kDa band observed in lysates of cell line HeLa and in Human Placenta lysates (calculated MW of 37.5kDa according to NP_006187.2). Recommended concentration: 0.01-0.03ug/ml. Immunohistochemistry: Paraffin embedded Human Lung (respiratory epithelium). Recommended concentration: 5ug/ml.	
Clonality	Polyclonal	orb1249006 (5 ug/ml) staining of paraffi...
Uniprot ID	Q15365	
NCBI	CAA55016.1	
Dilution Range	Peptide ELISA: antibody detection limit dilution 1:32000. Western Blot: Approx 38kDa band observed in lysates of cell line HeLa and in Human Placenta lysates (calculated MW of 37.5kDa according to NP_006187.2). Recommended concentration: 0.01-0.03ug/ml. Immunohistochemistry: Paraffin embedded Human Lung (respiratory epithelium). Recommended concentration: 5ug/ml.	
Expiration Date	12 months from date of receipt.	