
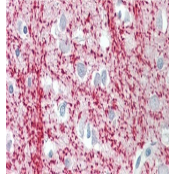

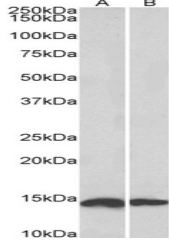

Product Datasheet

TPPP Antibody (orb1248919)

Description	TPPP Antibody	
Species/Host	Goat	
Reactivity	Human, Mouse, Rat	
Conjugation	Unconjugated	
Tested Applications	ELISA, IHC, WB	orb1248919 (0.001 ug/ml) staining of Hum...
Immunogen	The immunogen for this antibody is: C-DPSKDRAAKRLSLES	
Target	TPPP	
Preservatives	Supplied at 0.5 mg/ml in Tris saline, 0.02% sodium azide, pH 7.3 with 0.5% bovine serum albumin. Aliquot and store at -20°C. Minimize freezing and thawing.	
Form/Appearance	Liquid	
Concentration	500 ug/mL	
Storage	Aliquot and store at -20°C. Minimize freezing and thawing.	orb1248919 (0.001 ug/ml) staining of Mou...
Note	For research use only	
Application notes	<p>Peptide ELISA: antibody detection limit dilution 1:32000. Western Blot: Approx 26kDa band observed in Human Brain (Cerebellum), Mouse and Rat Brain lysates (calculated MW of 23.7kDa according to NP_008961.1). The observed molecular weight corresponds to earlier findings in literature with different antibodies (Acevedo et al, Exp Cell Res. 2007 Dec 10;313(20):4091-106; PMID: 18028908). Recommended concentration: 0.001-0.01ug/ml. Primary incubation was 1 hour. An additional band of unknown identity was also consistently observed at 17kDa. This band was successfully blocked by incubation with the immunizing peptide. Immunohistochemistry: In paraffin embedded Human Cerebellum shows strong staining of axonal bundles through the granular layer. Recommended concentration: 1-2ug/ml. Paraffin embedded Human Cortex. Recommended concentration: 3.75ug/ml. Additional validation: This antibody has been successfully used in the following paper: Sikorski et al. (2018) PMID: 30377371.</p>	
Clonality	Polyclonal	
Uniprot ID	O94811	
NCBI	NP_008961.1	
Dilution Range	Peptide ELISA: antibody detection limit dilution 1:32000. Western Blot: Approx 26kDa band observed in Human Brain (Cerebellum), Mouse and Rat Brain lysates (calculated MW of 23.7kDa according to NP_008961.1). The	orb1248919 (2 ug/ml) staining of paraffi...