




Product Datasheet

ARHGDIB Antibody (orb1248889)

Description	ARHGDI B Antibody	
Species/Host	Goat	
Reactivity	Human	
Conjugation	Unconjugated	
Tested Applications	ELISA, WB	orb1248889 (0.1 ug/ml) staining of Jurka...
Immunogen	The immunogen for this antibody is: TEKAPEPHVE-C	
Target	ARHGDI B	
Preservatives	Supplied at 0.5 mg/ml in Tris saline, 0.02% sodium azide, pH 7.3 with 0.5% bovine serum albumin. Aliquot and store at -20°C. Minimize freezing and thawing.	
Form/Appearance	Liquid	
Concentration	500 ug/mL	
Storage	Aliquot and store at -20°C. Minimize freezing and thawing.	
Note	For research use only	
Application notes	Peptide ELISA: antibody detection limit dilution 1:4000. Western Blot: Approx 26kDa band observed in lysates of cell line Jurkat (calculated MW of 23.0kDa according to NP_001166.3). Recommended concentration: 1-3ug/ml.	
Clonality	Polyclonal	
Uniprot ID	P52566	
NCBI	NP_001166.3	
Dilution Range	Peptide ELISA: antibody detection limit dilution 1:4000. Western Blot: Approx 26kDa band observed in lysates of cell line Jurkat (calculated MW of 23.0kDa according to NP_001166.3). Recommended concentration: 1-3ug/ml.	
Expiration Date	12 months from date of receipt.	