



Product Datasheet

PSMB4 Antibody (orb1248879)

Description	PSMB4 Antibody	
Species/Host	Goat	
Reactivity	Human, Mouse	
Conjugation	Unconjugated	
Tested Applications	ELISA, IHC, WB	orb1248879 (0.3 ug/ml) staining of HEK29...
Immunogen	The immunogen for this antibody is: C-QIATVTEKGVE	
Target	PSMB4	
Preservatives	Supplied at 0.5 mg/ml in Tris saline, 0.02% sodium azide, pH 7.3 with 0.5% bovine serum albumin. Aliquot and store at -20°C. Minimize freezing and thawing.	
Form/Appearance	Liquid	
Concentration	500 ug/mL	
Storage	Aliquot and store at -20°C. Minimize freezing and thawing.	orb1248879 (3.75 ug/ml) staining of para...
Note	For research use only	
Application notes	Peptide ELISA: antibody detection limit dilution 1:16000. Western Blot: Approx 25kDa band observed in lysates of cell lines NIH3T3, HEK293, HeLa, Jurkat and K562 (calculated MW of the mature protein 24.3kDa according to aa46-264 of NP_002787.2). Recommended concentration: 0.3-1ug/ml. Primary incubation was 1 hour. Immunohistochemistry: Paraffin embedded Human Skin. Recommended concentration: 3.75ug/ml.	
Clonality	Polyclonal	
Uniprot ID	P28070	
NCBI	NP_002787.2	
Dilution Range	Peptide ELISA: antibody detection limit dilution 1:16000. Western Blot: Approx 25kDa band observed in lysates of cell lines NIH3T3, HEK293, HeLa, Jurkat and K562 (calculated MW of the mature protein 24.3kDa according to aa46-264 of NP_002787.2). Recommended concentration: 0.3-1ug/ml. Primary incubation was 1 hour. Immunohistochemistry: Paraffin embedded Human Skin. Recommended concentration: 3.75ug/ml.	
Expiration Date	12 months from date of receipt.	