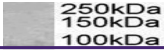

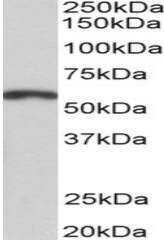


---

## Product Datasheet

### PI15 Antibody (orb1248736)

<b>Description</b>	PI15 Antibody	
<b>Species/Host</b>	Goat	
<b>Reactivity</b>	Human	
<b>Conjugation</b>	Unconjugated	
<b>Tested Applications</b>	ELISA, IHC, WB	orb1248736 (0.3 ug/ml) staining of HeLa ...
<b>Immunogen</b>	The immunogen for this antibody is: C-RTGRYRSILQLVKP	
<b>Target</b>	PI15	
<b>Preservatives</b>	Supplied at 0.5 mg/ml in Tris saline, 0.02% sodium azide, pH 7.3 with 0.5% bovine serum albumin. Aliquot and store at -20°C. Minimize freezing and thawing.	
<b>Form/Appearance</b>	Liquid	
<b>Concentration</b>	500 ug/mL	
<b>Storage</b>	Aliquot and store at -20°C. Minimize freezing and thawing.	orb1248736 (5 ug/ml) staining of paraffi...
<b>Note</b>	For research use only	
<b>Application notes</b>	Peptide ELISA: antibody detection limit dilution 1:1000. Western Blot: Approx 33kDa band observed in lysates of cell line HeLa (calculated MW of 29.1kDa according to NP_056970.1). Recommended concentration: 0.3-1ug/ml. Preliminary testing was unsuccessful on Mouse and Rat Brain for this particular batch. Immunohistochemistry: Paraffin embedded Human Skeletal Muscle. Recommended concentration: 5ug/ml.	
<b>Clonality</b>	Polyclonal	
<b>MW</b>	Approx 33 kDa	
<b>Uniprot ID</b>	<a href="#">O43692</a>	
<b>NCBI</b>	<a href="#">NP_056970.1</a>	
<b>Dilution Range</b>	Peptide ELISA: antibody detection limit dilution 1:1000. Western Blot: Approx 33kDa band observed in lysates of cell line HeLa (calculated MW of 29.1kDa according to NP_056970.1). Recommended concentration: 0.3-1ug/ml. Preliminary testing was unsuccessful on Mouse and Rat Brain for this particular batch. Immunohistochemistry: Paraffin embedded Human Skeletal Muscle. Recommended concentration: 5ug/ml.	
<b>Expiration Date</b>	12 months from date of receipt.	