
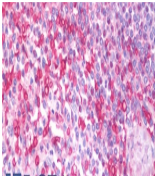
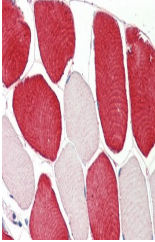


Product Datasheet

ADRA1B Antibody (orb1248500)

Description	ADRA1B Antibody	
Species/Host	Goat	
Reactivity	Human, Mouse, Porcine, Rat	
Conjugation	Unconjugated	
Tested Applications	ELISA, WB	orb1248500 (0.1 ug/ml) staining of Human...
Immunogen	The immunogen for this antibody is: C-SSTKAKGHNPRSS	
Target	ADRA1B	
Preservatives	Supplied at 0.5 mg/ml in Tris saline, 0.02% sodium azide, pH 7.3 with 0.5% bovine serum albumin. Aliquot and store at -20°C. Minimize freezing and thawing.	
Form/Appearance	Liquid	
Concentration	500 ug/mL	
Storage	Aliquot and store at -20°C. Minimize freezing and thawing.	orb1248500 (0.1 ug/ml) staining of Pig H...
Note	For research use only	
Application notes	Peptide ELISA: antibody detection limit dilution 1:128000. Western Blot: Approx 55-60kDa band observed in Human, Mouse, Rat and Pig Heart lysates (calculated MW of 56.8kDa according to NP_000670.1). Recommended concentration: 0.1-0.3ug/ml.	
Clonality	Polyclonal	
MW	Approx 55-60kDa	
Uniprot ID	P35368	
NCBI	NP_000670.1	
Dilution Range	Peptide ELISA: antibody detection limit dilution 1:128000. Western Blot: Approx 55-60kDa band observed in Human, Mouse, Rat and Pig Heart lysates (calculated MW of 56.8kDa according to NP_000670.1). Recommended concentration: 0.1-0.3ug/ml.	
Expiration Date	12 months from date of receipt.	