



Product Datasheet

PRPF6 Antibody (orb1248353)

Description	PRPF6 Antibody	 <p>250kDa 150kDa 100kDa</p>
Species/Host	Goat	
Reactivity	Human	 <p>50kDa 37kDa</p>
Conjugation	Unconjugated	 <p>25kDa 20kDa</p>
Tested Applications	ELISA, WB	15kDa
Immunogen	The immunogen for this antibody is: C-TGENHTSVDPRQTQ	orb1248353 (1 ug/ml) staining of Jurkat ...
Target	PRPF6	
Preservatives	Supplied at 0.5 mg/ml in Tris saline, 0.02% sodium azide, pH 7.3 with 0.5% bovine serum albumin. Aliquot and store at -20°C. Minimize freezing and thawing.	
Form/Appearance	Liquid	
Concentration	500 ug/mL	
Storage	Aliquot and store at -20°C. Minimize freezing and thawing.	
Note	For research use only	
Application notes	Peptide ELISA: antibody detection limit dilution 1:16000. Western Blot: Approx 110kDa band observed in nuclear lysates of cell line Jurkat (calculated MW of 107kDa according to NP_036601.2). Recommended concentration: 1-3ug/ml.	
Clonality	Polyclonal	
MW	Approx 110kDa	
Uniprot ID	O94906	
NCBI	NP_036601.2	
Dilution Range	Peptide ELISA: antibody detection limit dilution 1:16000. Western Blot: Approx 110kDa band observed in nuclear lysates of cell line Jurkat (calculated MW of 107kDa according to NP_036601.2). Recommended concentration: 1-3ug/ml.	
Expiration Date	12 months from date of receipt.	