
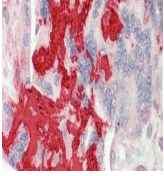
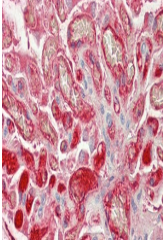


Product Datasheet

SERPINB1 Antibody (orb1248230)

Description	SERPINB1 Antibody	
Species/Host	Goat	
Reactivity	Human	
Conjugation	Unconjugated	
Tested Applications	ELISA, IHC, WB	orb1248230 (1 ug/ml) staining of A549 ly...
Immunogen	The immunogen for this antibody is: C-EVHSRFQSLNADINKR	
Target	SERPINB1	
Preservatives	Supplied at 0.5 mg/ml in Tris saline, 0.02% sodium azide, pH 7.3 with 0.5% bovine serum albumin. Aliquot and store at -20°C. Minimize freezing and thawing.	
Form/Appearance	Liquid	
Concentration	500 ug/mL	
Storage	Aliquot and store at -20°C. Minimize freezing and thawing.	orb1248230 (5 ug/ml) staining of paraffi...
Note	For research use only	
Application notes	Peptide ELISA: antibody detection limit dilution 1:128000. Western Blot: Approx 43kDa band observed in lysates of cell line A549 (calculated MW of 42.7kDa according to NP_109591.1). Recommended concentration: 1-3ug/ml. Primary incubation was 1 hour. Immunohistochemistry: Paraffin embedded Human Spleen (neutrophils). Recommended concentration: 5ug/ml.	
Clonality	Polyclonal	
MW	Approx 43kDa	
Uniprot ID	P30740	
NCBI	NP_109591.1	
Dilution Range	Peptide ELISA: antibody detection limit dilution 1:128000. Western Blot: Approx 43kDa band observed in lysates of cell line A549 (calculated MW of 42.7kDa according to NP_109591.1). Recommended concentration: 1-3ug/ml. Primary incubation was 1 hour. Immunohistochemistry: Paraffin embedded Human Spleen (neutrophils). Recommended concentration: 5ug/ml.	
Expiration Date	12 months from date of receipt.	