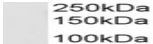



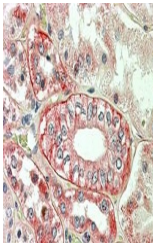

Product Datasheet

FLOT1 Antibody (orb1247981)

Description	FLOT1 Antibody	
Species/Host	Goat	
Reactivity	Human	
Conjugation	Unconjugated	
Tested Applications	ELISA, WB	orb1247981 (0.1 ug/ml) staining of K562 ...
Immunogen	The immunogen for this antibody is: C-SISQVNHKPLRTA	
Target	FLOT1	
Preservatives	Supplied at 0.5 mg/ml in Tris saline, 0.02% sodium azide, pH 7.3 with 0.5% bovine serum albumin. Aliquot and store at -20°C. Minimize freezing and thawing.	
Form/Appearance	Liquid	
Concentration	500 ug/mL	
Storage	Aliquot and store at -20°C. Minimize freezing and thawing.	orb1247981 (3.8 ug/ml) staining of paraf...
Note	For research use only	
Application notes	Peptide ELISA: antibody detection limit dilution 1:32000. Western Blot: Approx 48kDa band observed in lysates of cell lines A431, Jurkat and K562 (calculated MW of 47.4kDa according to NP_005794.1). Recommended concentration: 0.1-0.3ug/ml. Primary incubation was 1 hour.	
Clonality	Polyclonal	
Uniprot ID	O75955	
NCBI	NP_001305804.1 , NP_005794.1	
Dilution Range	Peptide ELISA: antibody detection limit dilution 1:32000. Western Blot: Approx 48kDa band observed in lysates of cell lines A431, Jurkat and K562 (calculated MW of 47.4kDa according to NP_005794.1). Recommended concentration: 0.1-0.3ug/ml. Primary incubation was 1 hour.	
Expiration Date	12 months from date of receipt.	