

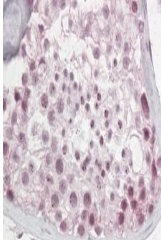

Product Datasheet

PES1 Antibody (orb1247923)

Description	PES1 Antibody	
Species/Host	Goat	
Reactivity	Human	
Conjugation	Unconjugated	
Tested Applications	ELISA, IHC, WB	orb1247923 (1 ug/ml) staining of Hela ly...
Immunogen	The immunogen for this antibody is: GGLEKKKYERGSA-C	
Target	PES1	
Preservatives	Supplied at 0.5 mg/ml in Tris saline, 0.02% sodium azide, pH 7.3 with 0.5% bovine serum albumin. Aliquot and store at -20°C. Minimize freezing and thawing.	
Form/Appearance	Liquid	
Concentration	500 ug/mL	
Storage	Aliquot and store at -20°C. Minimize freezing and thawing.	orb1247923 (3.8 ug/ml) staining of paraf...
Note	For research use only	
Application notes	Peptide ELISA: antibody detection limit dilution 1:32000. Western Blot: Approx 70kDa band observed in HeLa lysate (calculated MW of 68kDa according to NP_055118). Recommended concentration: 1-3ug/ml. Immunohistochemistry: In paraffin embedded Human Testis shows nucleolar staining in spermatocytes and spermatids. Recommended concentration, 2.5-3.8ug/ml.	
Clonality	Polyclonal	
Uniprot ID	O00541	
NCBI	NP_055118.1	
Dilution Range	Peptide ELISA: antibody detection limit dilution 1:32000. Western Blot: Approx 70kDa band observed in HeLa lysate (calculated MW of 68kDa according to NP_055118). Recommended concentration: 1-3ug/ml. Immunohistochemistry: In paraffin embedded Human Testis shows nucleolar staining in spermatocytes and spermatids. Recommended concentration, 2.5-3.8ug/ml.	
Expiration Date	12 months from date of receipt.	