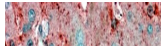
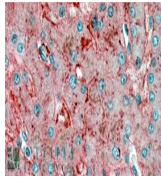
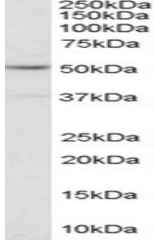

Product Datasheet

APOE Antibody (orb1247786)

Description	APOE Antibody	
Species/Host	Goat	
Reactivity	Human	
Conjugation	Unconjugated	
Tested Applications	ELISA, WB	
Immunogen	The immunogen for this antibody is: C-VG TSAAPVPSDNH	orb1247786 (2 ug/ml) staining of Human B...
Target	APOE	
Preservatives	Supplied at 0.5 mg/ml in Tris saline, 0.02% sodium azide, pH 7.3 with 0.5% bovine serum albumin. Aliquot and store at -20°C. Minimize freezing and thawing.	
Form/Appearance	Liquid	
Concentration	500 ug/mL	
Storage	Aliquot and store at -20°C. Minimize freezing and thawing.	
Note	For research use only	
Application notes	Peptide ELISA: antibody detection limit dilution 1:2000. Western Blot: Approx. 36kDa band observed in Human Brain lysates (calculated MW of 36.2kDa according to NP_000032.1). Recommended concentration: 0.1-0.3ug/ml. Primary incubation was 1 hour.	
Clonality	Polyclonal	orb1247786 (2.5 ug/ml) staining of paraf...
Uniprot ID	P02649	
NCBI	NP_000032.1	
Dilution Range	Peptide ELISA: antibody detection limit dilution 1:2000. Western Blot: Approx. 36kDa band observed in Human Brain lysates (calculated MW of 36.2kDa according to NP_000032.1). Recommended concentration: 0.1-0.3ug/ml. Primary incubation was 1 hour.	
Expiration Date	12 months from date of receipt.	