

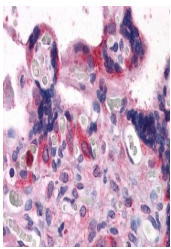
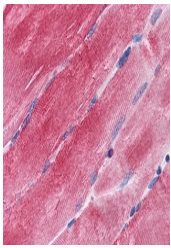

Product Datasheet

BAG3 Antibody (orb1247743)

Description	BAG3 Antibody	
Species/Host	Goat	
Reactivity	Human	
Conjugation	Unconjugated	
Tested Applications	ELISA, IHC, WB	orb1247743 (0.1 ug/ml) staining of Human...
Immunogen	The immunogen for this antibody is: C-SSMTDTPGNPAAP	
Target	BAG3	
Preservatives	Supplied at 0.5 mg/ml in Tris saline, 0.02% sodium azide, pH 7.3 with 0.5% bovine serum albumin. Aliquot and store at -20°C. Minimize freezing and thawing.	
Form/Appearance	Liquid	
Concentration	500 ug/mL	
Storage	Aliquot and store at -20°C. Minimize freezing and thawing.	orb1247743 (3.75 ug/ml) staining of para...
Note	For research use only	
Application notes	Peptide ELISA: antibody detection limit dilution 1:8000. Western Blot: Approx 85kDa band observed in Human Skeletal Muscle lysates (calculated MW of 61.6kDa according to NP_004272.2). The observed molecular weight corresponds to earlier findings in literature with different antibodies (Iwasaki et al, Cancer Res. 2007 Nov 1;67(21):10252-9. PMID: 17974966). Recommended concentration: 0.1-0.3ug/ml. Immunohistochemistry: Paraffin embedded Human Placenta, Skeletal Muscle and Heart. Recommended concentration: 3.75ug/ml.	
Clonality	Polyclonal	orb1247743 (3.75 ug/ml) staining of para...
Uniprot ID	O95817	
NCBI	NP_004272.2	
Dilution Range	Peptide ELISA: antibody detection limit dilution 1:8000. Western Blot: Approx 85kDa band observed in Human Skeletal Muscle lysates (calculated MW of 61.6kDa according to NP_004272.2). The observed molecular weight corresponds to earlier findings in literature with different antibodies (Iwasaki et al, Cancer Res. 2007 Nov 1;67(21):10252-9. PMID: 17974966). Recommended concentration: 0.1-0.3ug/ml. Immunohistochemistry: Paraffin embedded Human Placenta, Skeletal Muscle and Heart. Recommended concentration: 3.75ug/ml.	
Expiration Date	12 months from date of receipt.	