



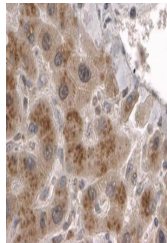

Product Datasheet

CLPP Antibody (orb1247668)

| | | |
|----------------------------|----------------------------------------------------------------------------------------------------------------------------------------------------------------------------------------------------------------------------------------------------------------------------------------------------------------------------------------------------------------------------|-------------------------------------------------------------------------------------|
| Description | CLPP Antibody |  |
| Species/Host | Goat |  |
| Reactivity | Human |  |
| Conjugation | Unconjugated |  |
| Tested Applications | ELISA, IHC, WB | orb1247668 (1 ug/ml) staining of Human H... |
| Immunogen | The immunogen for this antibody is: C-EAAPAAEPVPAST | |
| Target | CLPP | |
| Preservatives | Supplied at 0.5 mg/ml in Tris saline, 0.02% sodium azide, pH 7.3 with 0.5% bovine serum albumin. Aliquot and store at -20°C. Minimize freezing and thawing. | |
| Form/Appearance | Liquid |  |
| Concentration | 500 ug/mL | |
| Storage | Aliquot and store at -20°C. Minimize freezing and thawing. | orb1247668 (2 ug/ml) staining of paraffi... |
| Note | For research use only | |
| Application notes | Peptide ELISA: antibody detection limit dilution 1:1000. Western Blot: Approx 26kDa band observed in Human Heart (calculated MW of 30.2kDa according to NP_006003.1). Recommended for use at 1-3ug/ml. Immunohistochemistry: In paraffin embedded Human Liver shows cytoplasmic staining consistent with mitochondria in hepatocytes. Recommended concentration, 2-4ug/ml. | |
| Clonality | Polyclonal | |
| Uniprot ID | Q16740 | |
| NCBI | NP_006003.1 | |
| Dilution Range | Peptide ELISA: antibody detection limit dilution 1:1000. Western Blot: Approx 26kDa band observed in Human Heart (calculated MW of 30.2kDa according to NP_006003.1). Recommended for use at 1-3ug/ml. Immunohistochemistry: In paraffin embedded Human Liver shows cytoplasmic staining consistent with mitochondria in hepatocytes. Recommended concentration, 2-4ug/ml. | |
| Expiration Date | 12 months from date of receipt. | |