
Product Datasheet

GABPB2 Antibody (orb1247468)

Description

GABPB2 Antibody

Species/Host

Goat

Reactivity

Human

Conjugation

Unconjugated

Tested

ELISA, FC, IF, IHC, WB

Applications
Immunogen

The immunogen for this antibody is: C-SSENSKATDETG

Target

GABPB2

Preservatives

Supplied at 0.5 mg/ml in Tris saline, 0.02% sodium azide, pH 7.3 with 0.5% bovine serum albumin. Aliquot and store at -20°C. Minimize freezing and thawing.

Form/Appearance

Liquid

Concentration

500 ug/mL

Storage

Aliquot and store at -20°C. Minimize freezing and thawing.

Note

For research use only

Application notes

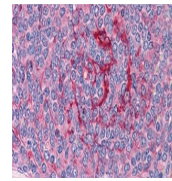
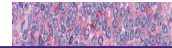
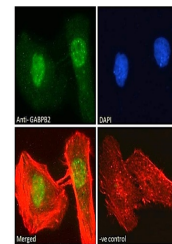
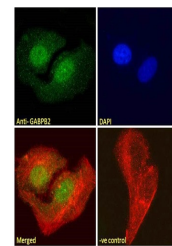
Peptide ELISA: antibody detection limit dilution 1:32000. Western Blot: Approx 45+38kDa bands observed in lysates of cell line HeLa (calculated MW of 42.5kDa according to NP_005245.2, NP_001307844.1 and of 38.1kDa according to NP_002032.2). An additional band of unknown identity was also consistently observed at 22kDa and was successfully blocked by incubation with the immunising peptide. Recommended concentration: 0.3-1ug/ml. Primary incubation 1 hour at room temperature. Immunohistochemistry: Paraffin embedded Human Tonsil and Spleen. Recommended concentration: 3.75ug/ml. Immunofluorescence: Strong expression of the protein seen in the nuclei of HeLa and U2OS cells. Recommended concentration: 10ug/ml. Flow Cytometry: Flow cytometric analysis of HEK293 cells. Recommended concentration: 10ug/ml.

Clonality

Polyclonal

Uniprot ID
[Q06547](#)
NCBI
[NP_001307844.1](#), [NP_002032.2](#), [NP_005245.2](#)
Dilution Range

Peptide ELISA: antibody detection limit dilution 1:32000. Western Blot: Approx 45+38kDa bands observed in lysates of cell line HeLa (calculated MW of 42.5kDa according to NP_005245.2, NP_001307844.1 and of 38.1kDa according to NP_002032.2). An additional band of unknown identity was also consistently observed at 22kDa and was successfully blocked by incubation with the immunising peptide.


 orb1247468
(0.3 ug/ml)
staining of
HeLa ...

 orb1247468
(3.75 ug/ml)
staining of
para...

 orb1247468
(3.75 ug/ml)
staining of
para...